

# It's time for WILTSHIRE

## Visitor Map



[visitwiltshire.co.uk](http://visitwiltshire.co.uk)

## In the know

There's much to explore at McArthurGlen Designer Outlet Swindon – let us show you around



### 2. A great location

Housed in a beautiful Grade II listed building, the centre was once home to the bustling workshops of the Great Western Railway Works and boasts original brick arches and features.



[swindondesigneroutlet.com](http://swindondesigneroutlet.com)



Discover over 100 coveted designer labels and iconic brands like Levi's, Molton Brown, Reiss, Ted Baker and many more. The best bit? They're all up to 60% less.

### 1. Iconic brands

#### Visit us

Find out why we're Wiltshire's premier shopping destination, just 50 minutes drive from Bath and Bristol. Find us near the M4 motorway, junction 16.

### 3. All for you



Take some time out to relax and unwind at our great range of restaurants and cafés including popular favourites like Carluccio's, Giraffe, Wagamama and Starbucks.







> Silbury Hill



> Stonehenge

# TIMELESS *WONDERS*

Stonehenge and Avebury have a powerful magnetism that has drawn people to them down the centuries. Two megalithic stone circles, within one outstanding World Heritage Site. Steeped in history, they stand testament to the ages. Visit in 2020 to experience their magic for yourself.

## *“Origins and meaning lost in the mists of time”*

The ancient Britons attached great significance to **Stonehenge**. Among its many unique features is its orientation on the rising and setting sun. Why it was built in this way remains a mystery to this day, but if you stand on **Salisbury Plain** at sunrise or sunset, it's easy to understand why people from around the globe continue to pay homage to this magnificent site.

Arrive at **Avebury** as dawn breaks over the **North Wessex Downs** and you'll instantly appreciate the appeal this sacred place held for our ancestors. A massive outer bank and ditch surround the world's largest stone circle. Which, in turn, encloses two smaller stone circles and part of the village.

Within the wider landscape lie further ancient structures including **West Kennet Long Barrow**, one of Britain's largest Stone Age burial sites, and the massive man-made mound of **Silbury Hill**. Look out for Wiltshire's distinctive White Horses, too, carved into the rolling chalk downs. Of the original thirteen, eight can still be seen today, standing watch over the countryside.

Wiltshire has been a special place for a very long time. Nowhere else in England will you find such a concentration of fascinating iconic sites. For thousands of years travellers have been seduced by their grandeur and majesty, and still they inspire a sense of wonder in visitors today.



> Avebury



> Ludgershall Castle



> REME Museum

# TIMELESS *PLACES*

Wiltshire is rolling green downs, ancient woodlands and bustling market towns. Parish churches, grand historic houses and country inns. Timeless monuments and contemporary luxury. Local ales and picnics in the park. In short, the England you love in one county.

## *“In Wiltshire you can walk through time”*

Wiltshire's charming towns and villages offer numerous ways to connect with the past whilst enjoying the present. Stylish independent shops and colourful markets. Tempting pubs and restaurants. Fascinating history and heritage. Top class entertainment.

Wiltshire is particularly renowned for its ancient sites, but later civilisations made their mark as well, leaving an exceptional collection of castles, stately homes and manor houses. Set against the drama and majesty of the Wiltshire landscape their surroundings are equally impressive, from acres of breathtaking parkland to intimate formal and informal gardens.

In centuries past, Wiltshire owed its prosperity to railways, canals and the textile industry. As well as the legacy of this rich heritage, there are vineyards, breweries and distilleries to visit. Motor and horse racing to enjoy. And animal attractions to experience, including the first Safari Park outside of Africa.

Wiltshire's museums are great places to unearth the secrets of this journey through time. As well as archaeology collections of outstanding national importance, you'll find exhibits relating to army history, motor vehicles, aviation and more.

### **Book tickets online**

You can now book tickets for many places to visit and things to do on our website - just go to [visitwiltshire.co.uk/shop](http://visitwiltshire.co.uk/shop)



> Bowood





> Wiltshire Outdoor Learning Team



> GoSkydive

## TIMELESS *PLEASURES*

Wiltshire is home to imagination and creativity in abundance. First rate venues include a leading producing theatre and a music centre with 'the finest acoustic outside London'. Festivals and events feature everything from classical, jazz and world music to carnivals, family fun days and fairs.

*“Press pause and let time stand still”*

Wiltshire locations have featured in every type of film and TV production, too, from swashbuckling adventures to Jane Austen classics, Dr Dolittle to Dr Who, Hogwarts to Wolf Hall.

In Wiltshire we pride ourselves on the quality of our food and drink. From tea rooms, restaurants and bars to farm shops overflowing with local produce, you'll find plenty to whet your appetite. Our historic streets are home to a wealth of independent retailers, as well as high street stores, colourful markets, a popular shopping village and a top-notch designer outlet.

Activities range from the white-knuckle-inducing to the utterly relaxing. Pursue the ultimate adrenaline rush on a tandem skydive. Set your pulse racing with a spin around the motor racing circuit. Or drift calmly over the landscape in

a hot air balloon. Saddle up for a horseback safari. Race against the clock in an escape room challenge. Or spend your day getting wet and wild on the water. Relax in a luxurious spa. Play a round of golf. Try your hand at archery. Or sign up for a cookery class.

Today life is hectic. Too hectic. 24/7 this, 5G that. Wiltshire is the perfect antidote to overcrowded cities. Whether your ideal break is calming, comforting, refreshing, or bursting with high octane excitement, here you'll find less racing against the clock and more timeless pleasures to enjoy.

Sometimes you just need to step off the world for a while. So pay us a visit and let Wiltshire put back what the rest of the week takes out.

> Festival of Light, Longleat



> Vale of Pewsey



> The Ridgeway

## TIMELESS *NATURE*

Wiltshire is a county for all seasons. Ancient woodland carpeted with bluebells. Shadows of hay bales lengthening in the setting sun. Blankets of mist floating low over meadows. Frost glistening on mighty standing stones. If you're tired of the everyday, it's time for Wiltshire.

*“Easy to explore, yet off the beaten track”*

Wiltshire is an enchanted place where you feel close to the earth and the ever-changing big skies. The landscape's mood alters with the seasons, connecting you not just to nature, but to time itself. Sit on the downs at sunrise or sunset, see how the light changes the texture of the hills, and think of others admiring the same spectacle over thousands of years.

This is rural England at its very best. Almost half of Wiltshire's breathtaking landscape lies within an **Area of Outstanding Natural Beauty**. From the lush meadows of the **Vale of Pewsey** to more austere expanses of upland, the **North Wessex Downs** are a nationally protected landscape. As are **Cranborne Chase** and the **West Wiltshire Downs**, stretching in a giant undulating swathe across the south of the county. Acres of woodland can be found on the

borders of the **New Forest National Park** and in the **Savernake Forest**. While parts of north and west Wiltshire lie within the **Cotswolds**. At the heart of it all sits the vast, untouched expanse of **Salisbury Plain**, home to numerous rare and endangered species that thrive in this sparsely populated environment.

Wiltshire is an ideal year-round destination. Amid its unspoiled, rolling countryside, charming hamlets nestle. A wide variety of natural habitats provide havens for flora and fauna. With miles of ancient drove roads and quiet country lanes, exploring is a pleasure. While thousands of paths for walkers and cyclists make it perfect for outdoor pursuits.

To book your rural break go to [visitwiltshire.co.uk/accommodation](http://visitwiltshire.co.uk/accommodation)

> Looking Towards Cley Hill





Make memories with your loved ones  
as you discover England's only koalas  
at the Astonishing Kingdom of Longleat

Book online and save up to 15%

# EXPLORE A LOST CITY

Stand in the footprint of the original Salisbury Cathedral.



Nr Salisbury, Wiltshire SP1 3SD



ENGLISH HERITAGE  
OLD SARUM

The English Heritage Trust is a charity, no. 1140351, and a company, no. 07447221, registered in England.

*Step into England's story*

# YOUR STORY STARTS HERE

Travel back 5,000 years to discover the world of your ancestors.



Nr Amesbury, Wiltshire SP4 7DE



ENGLISH HERITAGE  
STONEHENGE

The English Heritage Trust is a charity, no. 1140351, and a company, no. 07447221, registered in England.

*Step into England's story*



#Salisbury2020

# SALISBURY TRADITIONAL ORIGINAL

A perfect blend of medieval magnificence and contemporary culture, Salisbury has been welcoming visitors for many centuries. From the tallest spire in Britain and the world's oldest working clock to the finest original 1215 Magna Carta, Salisbury Cathedral offers one superlative after another.

## "Layer upon layer of fascinating history"

In 2020 Salisbury Cathedral and the city commemorate the 800th anniversary of the Cathedral's relocation to its present site with a year of celebrations. Highlights include Sarum Lights – an immersive light and sound show, a major art exhibition and a festival of flowers. Visit [salisburycathedral.org.uk](http://salisburycathedral.org.uk) to find out more.

Other attractions within the Cathedral Close include **The Salisbury Museum**, **Mompesson House**, **Arundells** and **The Rifles Berkshire & Wiltshire Museum**. Nearby is the **Parish Church of St Thomas**, with its magnificent Doom Painting. On the outskirts of the city you'll find both **Old Sarum**, the original site of Salisbury, and **River Bourne Community Farm**. **Boscombe Down Aviation Collection**, **Salisbury Racecourse** and **Stonehenge** are on the doorstep too.

In the historic heart of the city you'll find an excellent range of unique, independent retailers as well as high street stores and regular markets. Tempting tearooms and coffee shops abound, together with cosy pubs, riverside inns and friendly restaurants. Complementing the exciting year-round programme of festivals and events, **City Hall Salisbury** and **Wiltshire Creative** – combining **Salisbury Playhouse**, **Salisbury Arts Centre** and **Salisbury International Arts Festival** – provide a fabulous variety of arts and entertainment.

Salisbury is the perfect historic city. With London Waterloo only 90 minutes away by train, it makes an unbeatable destination for day trips and short breaks alike. For a comprehensive guide to the city go to [visitsalisbury.co.uk](http://visitsalisbury.co.uk) or download the **England Originals** app which features Salisbury.

> Salisbury Cathedral

#Salisbury2020

### Boscombe Down Aviation Collection

Map Ref F4

Hangar 1 South, Old Sarum Airfield, Old Sarum, Salisbury, SP4 6DZ  
**T: 01722 323636**

**E: Please see website for details**

A working museum in an historic WW1 hangar. Over 100 exhibits including 30 aircraft and cockpits to sit in, bringing the history of test flight in the UK to life. Dress up in a flight suit and helmet, be a fighter pilot and watch restoration on real aircraft. Tours available. Gift shop and café. Group bookings welcome.

**Admission:** Please see website for details.  
**Open:** Please see website for details

[www.boscombedownaviationcollection.co.uk](http://www.boscombedownaviationcollection.co.uk)



### GoSkydive

Map Ref F4



Old Sarum Airfield, Salisbury, SP4 6DZ  
**T: 01722 568244**  
**E: info@goskydive.com**

Skydiving over Salisbury Plain is the experience of a lifetime and one you will never forget. Imagine an experience that puts your senses into overdrive. One that has your heart racing, the adrenaline pumping. And that leaves you so ecstatic you want to scream out loud. A tandem skydive is the ultimate adrenaline rush. When you jump out of a plane at 10-15,000 feet, you're putting your trust in a total stranger. Literally throwing yourself into the unknown. Freefalling at 125mph is an experience like nothing on earth. Beyond exhilarating, it defies description. The only way to understand it is to do it.

GoSkydive is a specialist tandem skydiving centre, fully regulated by and affiliated with the British Parachute Association. We specialise in customer focussed tandem skydiving days and over 50,000 people have jumped with us. Skydiving from an altitude of 10,000ft gives you approximately 25-30 seconds of freefall time. For a pulse-racing 60 seconds of freefall choose the 15,000ft skydive – it's the UK's highest!

**Prices:** Prices vary - please call for details. Group discounts available.  
**Open:** All year round

[www.goskydive.com](http://www.goskydive.com)

### Cholderton Charlies @ the Rare Breeds Farm

Map Ref E4

Amesbury Road, Cholderton, Salisbury, SP4 0EW  
**T: 01980 629438**  
**E: info@choldertoncharliesfarm.com**

A quality, family-fun day out. Daily farm activities include pony grooming, pig racing and animal handling. Outdoor adventure play awaits in the woods with an indoor play barn providing cover. The Kitchen, Bar & Café serves delicious, seasonal food and drinks. Ample parking. Also catering for weddings, events and other functions, accommodation available.

**Admission and Enquiries:** please see website.  
**Open:** Summer: 10am-6pm;  
Winter: 10am-4pm.

[www.choldertoncharliesfarm.com](http://www.choldertoncharliesfarm.com)



### Mompesson House

Map Ref F4

The Close, Salisbury, SP1 2EL  
**T: 01722 335659**

**E: mompessonhouse@nationaltrust.org.uk**

A quintessential Queen Anne townhouse in the heart of the Cathedral Close. It's easy to imagine living here as you walk down the fine oak staircase, admire the plasterwork and collection of 18th-century drinking glasses and relax in the library. The tranquil garden and tea-room are an oasis of calm.

**Admission/Open:** Please telephone or see website for details. National Trust Members FREE.

[www.nationaltrust.org.uk/mompesson-house](http://www.nationaltrust.org.uk/mompesson-house)

National Trust



### The Rifles Berkshire and Wiltshire Museum

Map Ref F4

The Wardrobe, 58 The Close, Salisbury, SP1 2EX  
**T: 01722 419419**  
**E: assistantcurator@thewardrobe.org.uk**

Three attractions in one: military museum showing the exploits of the infantry of Berkshire and Wiltshire from 1743 until today; an historic house, dating from 1254; and a beautiful garden with views of the Cathedral and across the water-meadows.

**Admission:** A £5 Ch £3 F £15  
Garden Only: £2  
**Open:** 15 Feb-30 Nov 2020, Mon-Sat, 10am-5pm. Closed Dec to mid-Feb.

[www.thewardrobe.org.uk](http://www.thewardrobe.org.uk)



## FISHERTON MILL • SALISBURY



fab fresh food • studios • exhibitions • arts & crafts • gifts • workshops

108 Fisherton Street, Salisbury SP2 7QY Mon- Fri 10 - 5 Sat 9.30 - 5.30 [www.fishertonmill.co.uk](http://www.fishertonmill.co.uk)





## GRASMERE HOUSE

HOTEL • RESTAURANT • MEETING CENTRE  
WEDDINGS

STUNNING SALISBURY CATHEDRAL VIEWS

38 ENSUITE BEDROOMS

BAR, LOUNGE, CONSERVATORY, RESTAURANT

LICENSED FOR WEDDINGS

01722 338388

www.grasmerehotel.com info@grasmerehotel.com

River Bourne Community Farm  
Cow Lane Salisbury SP1 2SR  
Just a 20 minute walk from the city centre



Perfect for a family friendly day out !

Visit Salisbury's only FREE to visit  
working community farm with lots  
of animals, cosy café and farm shop

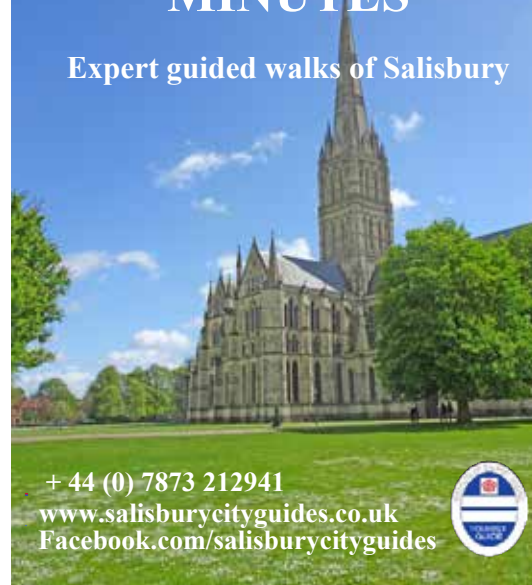
Come and see our birds of prey!



@ RiverBourneCommunityFarm

## WALK THROUGH 800 YEARS IN 90 MINUTES

Expert guided walks of Salisbury



+ 44 (0) 7873 212941

www.salisburycityguides.co.uk

Facebook.com/salisburycityguides



## The SALISBURY MUSEUM

www.salisburymuseum.org.uk



Discover...  
500,000 years  
of history  
on your  
doorstep  
Fun for all  
the family

The King's House  
65 The Close, Salisbury  
Wiltshire SP1 2EN  
Telephone 01722 332151

Gold and silver satchel mount from an  
Anglo-Saxon grave near Swallowcliffe,  
7th century AD



The Salisbury Museum is  
an independent charity 289850

## TAKE YOUR SEAT AT SALISBURY'S SCENIC RIVERS EDGE WATERFRONT RESTAURANT, BAR & RESTAURANT



Sit back and soak up the views of the River Avon and Salisbury  
Cathedral, whilst your delicious meal is served.

Rivers Edge offers a mouth-watering array of traditional and modern  
dishes to suit all tastes

Rivers Edge opening times

Breakfast: 7.00 - 9.30am on weekdays and 8.00 - 10.00am on weekends

Lunch 12.00 - 14.00pm

Dinner 18.00 - 21.30pm

\*Please note: The Rivers Edge restaurant may be used to host private functions, if so the Cathedral restaurant may be used

THE LEGACY ROSE & CROWN HOTEL  
Harnham Road, Salisbury, Wiltshire, SP2 8JQ

01722 328615

res-roseandcrown@legacy-hotels.co.uk @LegacyRoseCrown

## travelling to Salisbury by car

Let Salisbury park and ride take the stress out of parking!



## TINGA

Tinga is an independently owned Mexican  
Bar and Restaurant in Salisbury city centre.

Our immersive dining experience  
is one you won't forget!

AUTHENTIC MEXICAN STREET FOOD

PREMIUM COCKTAILS, WINE, SPIRITS & BEERS

LUNCH & EARLY EVENING MENU

TEQUILA & MIZZAL

2-4, Salt Lane, Salisbury SP1 1DU

Telephone: 01722 504416



WWW.TINGASALISBURY.COM





# Great West Way®

Welcome to the Great West Way. An exciting new touring route where extraordinary history rubs shoulders with everyday life. Through an enormous variety of English experiences the Great West Way reveals the contemporary and the historic, the cities and the countryside. Every twist and turn brings the satisfaction of discovering a new chapter in England's story.

*"It's England undiluted; England concentrated"*

At one end is London with its royal sights and rich cultural heritage; at the other, elegant Bath and vibrant Bristol. Between lie characterful villages, lush green landscapes and relaxing riverside towns. But it's not only about getting from A to B. The Great West Way is for those who relish the journey. Travel by road, rail or water. On two feet or two wheels. Stay in one place for a while, or move on every day. Just choose a starting point and prepare to encounter the very essence of England.

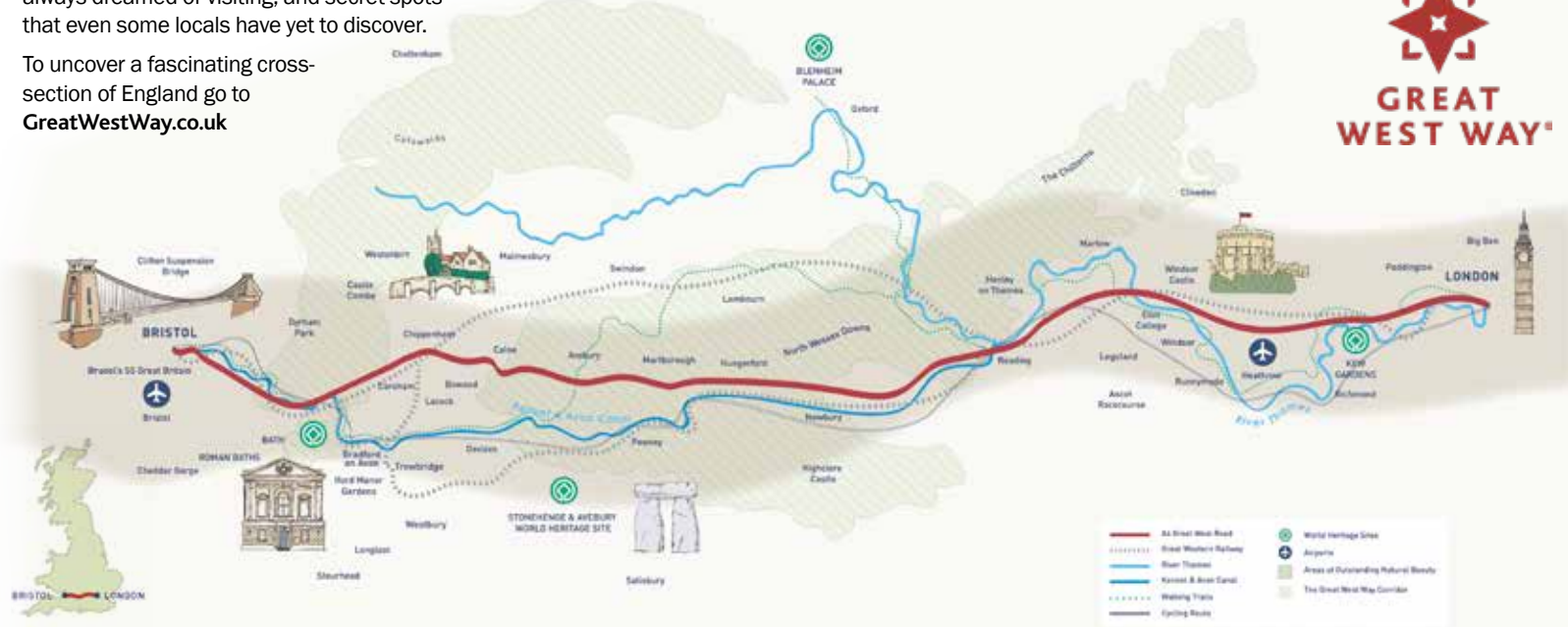
Along the Great West Way you'll come across three Areas of Outstanding Natural Beauty – the Chilterns, the **Cotswolds** and the **North Wessex Downs** – and the UNESCO World Heritage Sites of **Stonehenge and Avebury**, Kew Gardens, **Blenheim Palace** and **Bath**. You can watch the Changing of the Guard at **Windsor Castle**. Sample award-winning real ale at **West Berkshire Brewery**. Stroll through 15,000 extraordinary trees at **Westonbirt, The National Arboretum**. Or lose yourself in the hedge maze at **Hampton Court Palace**. Enjoy **Newbury's** canal-side pubs and restaurants. Discover **Reading's** Museum and Abbey Quarter. Trawl **Hungerford's** antique shops and fairs then sample seasonal produce at **Cobbs Farm Shop & Kitchen**. Take a pleasure cruise along the **Royal River Thames**. Admire sumptuous Georgian gowns at the **Fashion Museum**. Follow in the footsteps of early man at **Cheddar Gorge and Caves**. Or unearth amazing archaeology at the **Roman Baths**. Stand on the site of the sealing of **Magna Carta** at Runnymede. Step aboard the last Concorde at **Aerospace Bristol**. Enjoy a wine tour and tasting at **Alder Ridge Vineyard**. Soak in the UK's only natural

hot springs at **Thermae Bath Spa**. Or visit a delightful **National Trust** property.

If you're short on time the Great West Way makes for a great day trip. But by staying a little longer you can immerse yourself in local life. You'll find quirky glamping sites, pretty country B&Bs, cool city hotels... even castles and stately homes. **The Royal Crescent Hotel & Spa** in Bath is a Georgian gem.

The Great West Way is easy to join and easy to follow. It passes by both Heathrow and Bristol airports. It's accessible for visitors travelling from the Channel ports or already based in London. It will take you to places you've always dreamed of visiting, and secret spots that even some locals have yet to discover.

To uncover a fascinating cross-section of England go to **GreatWestWay.co.uk**



## Great West Way Discoverer pass

To make the most of your Great West Way adventure, choose the **Great West Way Discoverer** pass, offering unlimited off-peak train travel from London Paddington or London Waterloo to Bristol Temple Meads, via the Reading and/or Basingstoke routes, with options to branch off towards Oxford. Plus unlimited travel on designated bus services along the route. One-day and seven-day options are available, with prices from just £24 per person. For further details and to book go to **gwr.com** or **visitbritainshop.com**





# WILTSHIRE ON THE Great West Way<sup>®</sup>

The Great West Way is for the curious. For slow travellers. Those who want to explore further and delve deeper. With over 500 miles of tempting trails and unforeseen encounters, it was made for self-guided journeys, whether solo or with friends and family. Journeys leading to adventures that enliven your senses, make you see the world afresh, uncover new realms of possibility.

*“The world-renowned and the yet-to-be-discovered”*

Around a quarter of the Great West Way runs through **Wiltshire**. Along paths that once brought drovers to market. Pilgrims to **Salisbury Cathedral**. Druids to **Avebury** and **Stonehenge**. Across rolling hills in the **North Wessex Downs**. Past white horse carvings keeping watch over the **Vale of Pewsey**.

Timeless towns and villages along the route include honey-coloured **Bradford on Avon**. The ‘discovery’ town of **Calne**. **Chippenham**, on the banks of the River Avon. **Corsham**, familiar as Truro from BBC’s *Poldark*. **Devizes**, home to over 500 listed buildings. Hilltop **Malmesbury**, England’s oldest borough. The handsome former staging post of **Marlborough**. **Swindon** with its entertainment and leisure opportunities. **Trowbridge**, renowned for its unique industrial architecture. The medieval city of **Salisbury** is also within easy reach.

You can hunt for bargains at **McArthurGlen Designer Outlet Swindon**. Relax aboard a narrowboat on the **Kennet & Avon Canal**.

Stroll around ‘Capability’ Brown parkland at **Bowood House and Gardens**. Keep an eye out for incredible animals on a drive-through experience at **Longleat**. Visit a stunning **National Trust** property. Meet mighty Shire horses on a tour of **Wadworth Brewery**.

An authentic English pub experience is hard to beat. So settle down at one of Wiltshire’s many traditional inns. If your Great West Way adventure includes an overnight stay, you’ll find B&B, self-catering, farmstay, glamping and hotel options aplenty. In Malmesbury you can enjoy character and charm at **The Old Bell Hotel** or serious pampering at **Whatley Manor Hotel and Spa**.

Rail connections are excellent, linking Wiltshire with London’s Paddington and Waterloo stations at one end, Bristol and Bath at the other. Within 90 minutes, or less, of leaving the capital you can be enjoying authentic English experiences and creating memories to write home about.

Embrace the unfamiliar at [GreatWestWay.co.uk](http://GreatWestWay.co.uk)



> Avebury



> Bradford on Avon



> Wadworth Brewery



> Malmesbury

> Marlborough



Abbey House Gardens


Map Ref B2

The Abbey House, Malmesbury, SN16 9AS  
**T: 01666 827650 or 07795 418197**  
**E: info@abbeyhousegardens.co.uk**

Beside the Abbey Church in Malmesbury and straddling the River Avon, this spectacular 5-acre garden has brought praise from around the world. With over 1,000 years of history, it contains the burial place of an English King as well as knot gardens, herb gardens, a river walk, fish ponds, a waterfall, and constant colour from April to October.

**Admission:** A £8 Conc £7  
Ch (5-15) £4 F £20  
**Open:** April - October

[www.abbeyhousegardens.co.uk](http://www.abbeyhousegardens.co.uk)



Atwell-Wilson Motor Museum

Map Ref C3

Downside, Stockley Lane, Calne, SN11 0NF  
**T: 01249 813119**  
**E: enquiries@atwellwilson.org.uk**

We are a small friendly museum. Most exhibits are cars from 1910 onwards. We also have motorcycles, mopeds and bicycles, interesting motoring memorabilia, a reconstructed 1930s style garage complete with cars, and the famous Jack Spittle Model Lorry Collection. For more information visit the museum section of our website.

**Admission:** A £7 Ch £1 S £7  
**Open:** All year – please see website for details.

[www.atwellwilson.org.uk](http://www.atwellwilson.org.uk)



Over 100 Years of Army Aviation

Helicopters in Action AV Show

Army Flying Memorial



Licenced Café

Airfield Views

Children's Play Areas

Dressing Up Stations

Interactives

**armyflying.com 01264 781086**

**Middle Wallop, Stockbridge, Hampshire, SO20 8FB**



AMESBURY


A small market town that has Stonehenge (2 miles) and Woodhenge (1.5 miles), all within its Parish. Historic Amesbury is an attractive town sitting on the River Avon, now known to be the oldest continuous living settlement in this country, dating back over 8500 years BC.

A new History Centre will open in the summer of 2020, housing one of Britain's largest Mesolithic collections, it will tell an amazing story, along with much more about Amesbury's History. Amesbury has hotels, bed and breakfasts, independent shops, restaurants and inns - the town is a great stopping point for travellers and visitors to Stonehenge and south Wiltshire.

Stonehenge is of course the closest attraction to Amesbury and the 2 mile walk across the historic landscape is both invigorating and interesting. Just to the north is Woodhenge - a neolithic site which was first recognised through aerial photographs taken in 1925, it is an equally interesting site to visit.

Closer to the town is Lords Walk which offers the combination of a unique view of the River Avon, as well as a walk along the old Lime Tree Way, which historically lead to the Abbey.

A visit to the 10th century church of St Mary and St Melor is a unique experience. Housed within is a 15th century clock that is believed to have been built for the Benedictine Abbey.



Bowood House & Gardens

Map Ref C3

Derry Hill, Calne, SN11 0LZ  
**T: 01249 812102**  
**E: houseandgardens@bowood.org**

Visit the magnificent home of the Marquis and Marchioness of Lansdowne set in 2,000 acres of Grade 1 listed parkland. Wander through the grounds or book a tour of the award-winning walled garden. A fantastic day out for all the family, with the Adventure Playground, including life size pirate ship, slides and soft play.

**Admission:** Please see website for details  
**Open:** 1 Apr-1 Nov 2020, 11am-6pm (5pm after autumn clock change)

[www.bowood.org](http://www.bowood.org)



The Bridge Tea Rooms

Map Ref D2

24a Bridge Street, Bradford on Avon, Wiltshire, BA15 1BY **T: 01225 865537**  
**E: info@thebridgetearooms.co.uk**

Afternoon tea is a fine art at The Bridge Tea Rooms. Recognised as excellent by the UK Tea Guild and twice awarded winners of 'The UK's Top Tea Place'. Friendly staff in Victorian dress serve light meals, cakes, sandwiches and a wide range of afternoon teas. All housed in a former blacksmith's cottage dating from 1502.

**Open:** Mon-Sun 10am-5pm. Afternoon Teas served from 12 noon-5pm.

[www.thebridgetearooms.co.uk](http://www.thebridgetearooms.co.uk)



Castle Combe Circuit

Map Ref C2



Celebrating our 70th birthday throughout 2020

CASTLE COMBE

KIDS GO FREE

Castle Combe, Chippenham, SN14 7EY  
**T: 01249 782417**  
**E: info@castlecombecircuit.co.uk**

Race – Watch – Experience

Enjoy a day out at the West Country's family circuit where you can watch all the action as close as possible in UK motorsport! With an action-packed season of race meetings, car shows and other events, there's something for everyone at one of the country's fastest circuits. Including performance car action days, the Autumn Classic historic racing festival, a day dedicated to Minis and Europe's premier rally car show, Rallyday – you don't want to miss out!

EXPERIENCE the track at one of our car or motorbike track days, or drive the Formula Ford or Lotus Elise with our Racing School. Catering for all ages and budgets, there's also Startline Young Driver experiences for under 17s.

Finally, the circuit plays host to giant car boot sales, sprints, parades and much, much more!

**Admission:** Event dependent; race meetings from £10. Reduced rates for seniors, under 17s go FREE.  
**Open:** See website or call for full details and dates of all public events.

[www.castlecombecircuit.co.uk](http://www.castlecombecircuit.co.uk)

Come and discover Wiltshire's hidden treasure



Visit Corsham

[www.corsham.gov.uk/visit](http://www.corsham.gov.uk/visit)



Just 8 miles from Bath on the A4, 4 miles from the M4 (J17), or 3 miles from Chippenham Station.



CHIPPENHAM TOWN COUNCIL

Improving the quality of your life

Visit Chippenham



Arts Heritage Shopping Theatre

[www.chippenham.gov.uk](http://www.chippenham.gov.uk)

Discover the Cotswold Water Park!



For watersports and walking, biking and birdwatching, angling and accommodation, there is something for everyone.





Call in to the Gateway Information Centre, South Cerney, just off the A419 to find out what you can do where in this unique landscape.  
[www.waterpark.org](http://www.waterpark.org)





# Closer to Wildlife

Burford, Oxfordshire (18 miles from Swindon).  
[www.cotswoldwildlifepark.co.uk](http://www.cotswoldwildlifepark.co.uk)

## Cricklade

Map Ref B3



Cricklade Town Council, 113 High Street, Cricklade, SN6 6AE  
**T: 01793 751394 E: [admin@crickladetowncouncil.gov.uk](mailto:admin@crickladetowncouncil.gov.uk)**

'The First Town on the Thames'. An ancient Saxon town on the edge of the Cotswolds, with over 100 listed buildings, an important site from the time of Alfred the Great. From 979 to 1100 the town had its own mint and a few coins can be seen in the Cricklade Museum. Cricklade, granted a charter in 1155, has a Manorial Court with a High Bailiff, a Town Crier and other historical posts.

For people who enjoy nature, North Meadow is a Site of Special Scientific Interest, and in April the rare Snakeshead Fritillaries can be seen. Blakehill Farm (originally a Second World War airfield) is now a nature reserve managed by Wiltshire Wildlife Trust, and of course the famous Thames Path meanders through the town.

The annual festival is held in June and a Christmas Lights event in December. A range of facilities on the historic High Street offer interest and a welcome to visitors.

[www.crickladedtowncouncil.gov.uk](http://www.crickladedtowncouncil.gov.uk)

> Wyvern Theatre

## Great Chalfield Manor and Garden

Map Ref D2

Near Melksham, Wiltshire, SN12 8NH  
**T: 01225 782239**  
**E: [greatchalfieldmanor@nationaltrust.org.uk](mailto:greatchalfieldmanor@nationaltrust.org.uk)**

Great Chalfield Manor and Garden is a charming fifteenth century manor house with a beautiful Arts and Crafts garden. With its romantic terraces, colourful borders and spring-fed fishpond, the garden is perfect for a gentle stroll.

**Admission:** Manor and Garden: A £11.20  
Ch £5.60 F £28 (2+3). Garden only: A £7  
Ch £3.40 F £17.40 (2+3).  
NT members/under 5s FREE.  
**Open:** April - October - please see website for details.

[www.nationaltrust.org.uk/great-chalfield-manor](http://www.nationaltrust.org.uk/great-chalfield-manor)



National Trust

# Keep up to date

## Get social

Share your Wiltshire stories using  
**#timeforwiltshire**

@VisitWiltshire

@visitwiltshire

VisitWiltshireLtd

VisitWiltshire

## For news and special offers

Sign up to our newsletter at  
[visitwiltshire.co.uk](http://visitwiltshire.co.uk)

And for even more inspiration go to  
[visitwiltshire.co.uk/videos](http://visitwiltshire.co.uk/videos)

[visitwiltshire.co.uk](http://visitwiltshire.co.uk)

## Crofton Beam Engines

Map Ref D4

Crofton Beam Engines, Crofton,  
Marlborough, SN8 3DW **T: 01672 870300**  
**E: [crofton@katrust.org.uk](mailto:crofton@katrust.org.uk)**

Magnificent 200-year-old working steam-operated beam engines still capable of performing their original job. Amazing industrial archaeology in an unspoiled, rural setting overlooking the K&A Canal. Free access to café, grounds and shop, except during special events. The beam engines are in steam on selected weekends during the summer.

**Admission/Open:** Please see website for details.

[www.croftonbeamengines.org](http://www.croftonbeamengines.org)



## The Farm Cookery School

Map Ref C3

Bromham, Chippenham, SN15 2DS  
**T: 01380 859478**  
**E: [enquiries@thefarmcookeryschool.co.uk](mailto:enquiries@thefarmcookeryschool.co.uk)**

Our fun, friendly and informative classes cover a wide variety of skills and flavours including Masterclasses in pasta making, global flavours, gluten-free and vegan cooking. We also offer private bespoke events, team building classes and education programmes for schools. With over two decades of experience there's not much we can't do!

**Admission:** Adult classes from £35pp  
**Open:** All year, Mon-Sat - please see website for details.

[www.thefarmcookeryschool.co.uk](http://www.thefarmcookeryschool.co.uk)



## The Field Kitchen

Map Ref D2

Glove Factory Studios, 1 Brook Lane,  
Holt, BA14 6RL **T: 01225 784081**  
**E: [enquiries@thefieldkitchen.com](mailto:enquiries@thefieldkitchen.com)**

Fresh coffee, homemade cakes and seasonally-inspired breakfast and lunch dishes are our passion. With an all-day kids menu and plenty of outdoor space, families, walkers and explorers of all ages will receive a warm welcome. We are just a short walk from The Courts Garden and Great Chalfield Manor (both NT).

**Open:** Mon-Fri: 8.30am-4.30pm; Sat: 9am-4.30pm; Sun: 9am-4pm. (The kitchen closes at 3pm with coffee and cakes available until café closing times.)

[www.thefieldkitchen.com](http://www.thefieldkitchen.com)



# EXPLORE DISCOVER EXPERIENCE

## HAYNES INTERNATIONAL MOTOR MUSEUM

**himm.co.uk**  
Minutes from the A303. Post code: BA22 7LH



> Caen Hill Locks





Photo © Lucy Pringle

> Crop Circle, Martinsell Hill

Iford Manor Gardens

Map Ref D2

Iford Manor Estate, Iford, Bradford on Avon, BA15 2BA T: 01225 863146 E: info@ifordmanor.co.uk

Romantic, award-winning, Grade I listed gardens; tucked away at the bottom of a tranquil valley, steep and narrow paths twist and turn around ancient statues, columns, terraces and architecture. Steeped in history, a visit to these timeless, 2.5 acre Italianate gardens is often described as 'stepping into another world'.

Admission/Open: Please visit www.ifordmanor.co.uk for information.

www.ifordmanor.co.uk



Historic Houses

Marlborough

Map Ref C4



TIC at Marlborough Town Council, 5 High Street, Marlborough SN8 1AA T: 01672 512487

E: enquiries@marlborough-tc.gov.uk

Historic, vibrant Marlborough with its wide High Street is bursting with character. Close to Avebury and Savernake Forest in the North Wessex Downs Area of Outstanding Natural Beauty, it has been consistently listed in the top ten shopping districts for having a great mix of independent and national shops, a twice-weekly street market as well as a host of cafés, pubs and restaurants.

Annual events include a literary festival, summer school, art trails, Mop Fairs, music events, a puppet festival and – new this year – a Dark Skies Fest.

Shop, eat, explore and enjoy our river and parks... a warm Marlborough welcome awaits you!

Marlborough - town and country combined.

Find us on Twitter: @MTCwilts and Facebook: @MarlboroughTC

www.marlborough-tc.gov.uk

Old Wardour Castle

Map Ref F2

Near Tisbury, SP3 6RR

T: 01747 870487

E: oldwardour.castle@english-heritage.org.uk

This unusual, 14th century hexagonal castle was built for luxury living and lavish entertainment and today provides a picturesque lakeside setting for picnics. An audio tour brings to life its long history and dramatic involvement in the Civil War.

Admission: Please call or visit our website for details - English Heritage Members FREE

Open: Please call or visit our website for details.

www.english-heritage.org.uk/oldwardour



English Heritage

National Trust logo and promotional text: Follow in the footsteps of inventors and film stars. Lacock Abbey, village & Fox Talbot Museum. There are 800 years of history at the UK's birthplace of photography; furnished rooms, a beautiful cloister, wooded grounds and a quintessential English village. Lacock is instantly recognisable from film and TV productions such as Harry Potter, Downton Abbey, Wolf Hall, Cranford, The Hollow Crown and Pride and Prejudice. Call 01249 730459 for details or visit nationaltrust.org.uk/lacock. When you visit, donate, volunteer or join the National Trust, your support helps us to look after special places in the South West such as The Courts Garden, Holt and Great Chalfield Manor & Garden for ever, for everyone. © National Trust 2016. The National Trust is an independent registered charity, number 205846. Photography © National Trust Images/Arnold de Serra. #nationaltrust



Red Lion Freehouse logo and promotional text: Wiltshire's only Michelin-starred country pub with rooms, 20 minutes from Stonehenge & Avebury. East Chisenbury • Pewsey • Wilts • SN96AQ • 01980671124 www.redlionfreehouse.com

REME MUSEUM logo and promotional text: An award winning modern military museum providing a wonderful interactive visitor experience for all ages. There are 7 galleries to explore plus the excellent Crowns Café for refreshments. Open Tue to Sun 10am- 4:30pm Lyneham, Wiltshire Satnav postcode SN15 4PZ T: 01249894869 E: enquiries@rememuseum.org.uk



# RICK STEIN

MARLBOROUGH

Fresh fish, simply cooked  
alongside local meat and game.

3 course set lunch for £24.95

01672 233333 | rickstein.com

Lloran House, 42a High Street,  
Marlborough, Wiltshire SN8 1HQ



Butterfly World Zoological Gardens of Craft Village

## StudleyGrange

Butterfly World and Farm Park

There's more than just butterflies - we've got otters & newts too! Also all of your favourite farm animals for you to meet in our outdoor Farm Park.

**AN ALL WEATHER ATTRACTION...**

Many individual craft shops offering a variety of handcrafted gifts.

**Groups and Coach Parties Welcome**

Open Daily: Summer 10am-6pm, Winter 10am-4.30pm  
Farm Park: Summer 10am-5pm, Winter 10am-3pm

Tel: 01793 833408 • Fax: 01793 840653  
Email: [info@studleygrange.co.uk](mailto:info@studleygrange.co.uk)  
[www.studleygrange.co.uk](http://www.studleygrange.co.uk)

Hey Lane, Wroughton, Swindon, Wilt, SN4 9GT

FOLLOW THE BROWN TOURIST SIGNS FROM A4 J16

# TOWPATH TRAIL

The Original Bike Hire  
on the Kennet & Avon Canal



Located a short distance from the  
Kennet and Avon Canal Towpath.

Established in 1990, the original and  
most comprehensive hire service  
catering for all cycling needs.

- Traffic free and easy cycling for all the family
- Kids bikes, trailers & child seats available
- Open 7 days a week
- E-Bike hire available
- Top quality, recreational mountain bikes
- Helmet hire included free of charge



**BIKE HIRE NOW AVAILABLE FROM OUR NEW HOME...**

**UNITS 6-8, ELMS CROSS BUSINESS CENTRE,  
ROWDEN LANE, BRADFORD ON AVON BA15 2AY**

(FIND US JUST BEHIND SAINSBURY'S SUPERMARKET)

01225 867187 • [www.towpathtrail.co.uk](http://www.towpathtrail.co.uk)

\*Canoe hire still from The Lock Inn Café on Frome Road

**Stourhead** Map Ref E1

The Estate Office, Stourton, Warminster, BA12 6QD T: 01747 841152  
E: [stourhead@nationaltrust.org.uk](mailto:stourhead@nationaltrust.org.uk)

A living work of art - that's how a magazine described Stourhead when it first opened in the 1740s and we still try to keep the art of Stourhead alive today. Whether you are looking for garden treasures, art and history, family fun or a walk and coffee with friends - Stourhead is bursting with ways for you to enjoy yourself.

**Admission/Open:** Please telephone or see website for details. National Trust Members FREE.

[www.nationaltrust.org.uk/stourhead](http://www.nationaltrust.org.uk/stourhead) National Trust

**Warminster** Map Ref E2

Discover Warminster at Warminster Community Hub,  
Central Car Park, Off Station Road, Warminster, BA12 9BT  
T: 01985 218548 E: [discover@warminstercommunityhub.co.uk](mailto:discover@warminstercommunityhub.co.uk)

This busy, friendly market town was first settled in Saxon times. It has many fine Georgian buildings and a wide variety of independent shops, with numerous cafés, restaurants and historic inns. Market day is Friday.

There are excellent road, rail and bus links, and ample car parking. In the heart of town, Lake Pleasure Grounds provide tennis courts, a boating lake, children's playground and skateboard park. Smallbrook Meadows Nature Reserve next to it is a lovely mosaic of water meadows between the Were and Wylve rivers. A short stroll from the town centre leads to the 30-mile circular walk around Salisbury Plain's Live Firing Range. Longleat, Center Parcs, Stourhead, Bath and Salisbury are all within easy reach. The surrounding villages and countryside provide numerous opportunities for peaceful walking, cycling and riding in this Area of Outstanding Natural Beauty.

[www.warminstercommunityhub.co.uk](http://www.warminstercommunityhub.co.uk)

**Trowbridge Museum**





> Taste Corsham Food Festival

**Wilton Windmill (Near Marlborough)**

Map Ref D5

Wilton, Near Marlborough, SN8 3SW

**T: 01672 870594**

**E: enquiry@wiltonwindmill.co.uk**

Find out how a Victorian miller lived and how the windmill works. Built in 1821 and set high in the North Wessex Downs, this is the only working windmill in Wessex. Picnic area and site accessible all year round. Guided tours, refreshments and stone ground flour available during opening times. Fabulous walking and great views.

**Admission:** A £5, Ch FREE

**Open:** From Easter to end Sep, Sun and Bank Hol Mon 2pm-5pm

[www.wiltonwindmill.co.uk](http://www.wiltonwindmill.co.uk)



[www.facebook.com/WiltonWindmill](https://www.facebook.com/WiltonWindmill)

**Wiltshire Outdoor Learning Team**

Map Ref Various



**T: 07789 940971 E: info@wolt.org.uk**

The Wiltshire Outdoor Learning Team are the outdoor adventure experts, running activities for children, adults, groups, schools, corporate teams and stag/hen parties.

**We run the following activities in the Wiltshire area:**

- Archery, canoeing and Tarzan Trail (high ropes) for adults and children aged 7 and above at the Brokerswood Holiday Park – BA13 4EH.
- Stand-up paddle boarding and kayaking sessions/tours for adults and children aged 9 and above. Sessions run in Chippenham, Bradford on Avon and Salisbury.
- Wiltshire Zombie Apocalypse team event – for participants aged 15 and over. Based in Roundwood near Trowbridge.
- Other activities include climbing, mountain-biking, battle-zone archery, team development days, mobile climbing wall, zip-wires, axe throwing and abseiling.

Please see our website for more information, including prices.

[www.wolt.org.uk](http://www.wolt.org.uk)



## Discover Wiltshire's Story



- Gold from the time of Stonehenge
- Story of Devises
- Lots for all the family to see and do

Open throughout the year  
[www.wiltshireremuseum.org.uk](http://www.wiltshireremuseum.org.uk)  
**41 Long Street, Devizes, SN10 1NS**  
01380 727369

Wiltshire Archaeological and Natural History Society  
Registered Charity No. 1080096



**Wiltshire Wildlife Trust Nature Reserves**

Map Ref Various



**T: 01380 725670**

**E: info@wiltshirewildlife.org**

Wiltshire Wildlife Trust has 40 nature reserves across the county, spanning woodlands, wildflower meadows, hedgerows, streams, rivers, chalk downland, valleys, bogs and wetlands. Wiltshire is home to some rare and beautiful flora and fauna: now's the time to get out your boots and binoculars and go wild in the countryside.

**Highlights include: Lower Moor Farm**, near Cricklade, is renowned for its stunning wildflower meadows and replica Iron Age hut, and is also home to an innovative Care Farm offering nature-based therapy. **Blackmoor Copse**, near Salisbury, is one of the most important woods in Wiltshire for wildlife, particularly butterflies, and is a Site of Special Scientific Interest (SSSI).

**Langford Lakes**, near Wilton, is a rare open body of water in the south of the county; the veranda at the reserve's new Kingfisher Café is a perfect spot for bird watchers hoping to spot a glimpse of wildfowl and maybe even an otter. **Clouts Wood**, near Wroughton, is another SSSI and, as an ancient woodland, home to some wonderful and rare woodland flowers.

Information on all of Wiltshire Wildlife Trust's 40 nature reserves can be found at [www.wiltshirewildlife.org](http://www.wiltshirewildlife.org)

40 sites across Wiltshire

**Admission:** FREE

**Open:** Dawn until dusk, 365 days per year

[www.wiltshirewildlife.org](http://www.wiltshirewildlife.org)

# INFORMATION CENTRES

For information before you travel, take a look at [visitwiltshire.co.uk](http://visitwiltshire.co.uk)

For local information, please contact one of the Information Centres listed below.

**Amesbury Community & Visitor Centre**

2 Flower Court, Amesbury, SP4 7JE

**T:** 01980 622525

**Bradford on Avon Visitor Centre**

Westbury Gardens, 50 St Margaret's Street,  
Bradford on Avon, BA15 1DE

**T:** 01225 865797

✉ [tourism@bradfordonavontowncouncil.gov.uk](mailto:tourism@bradfordonavontowncouncil.gov.uk)

**Calne Visitor and Community Information Centre**

Bank House, The Strand, Calne, SN11 0EN

**T:** 01249 814000

✉ [calne@calne.gov.uk](mailto:calne@calne.gov.uk)

**Chippenham Town Council**

High Street, Chippenham, SN15 3ER

**T:** 01249 446699

✉ [enquiries@chippenham.gov.uk](mailto:enquiries@chippenham.gov.uk)

**Corsham Area Information Centre**

Arnold House, 31 High Street, Corsham,  
SN13 0EZ

**T:** 01249 714660

✉ [info@visitcorshamarea.co.uk](mailto:info@visitcorshamarea.co.uk)

**Cricklade Visitor Information Point**

Town Council Office, Ockwells, 113 High Street,  
Cricklade, SN6 6AE

**T:** 01793 751394

✉ [admin@crickladetowncouncil.gov.uk](mailto:admin@crickladetowncouncil.gov.uk)

**Devises**

Visitor information is available at a number of locations in the town, including the Kennet & Avon Canal Museum and Wiltshire Museum. Contact: Devises Tourism Partnership, c/o Wiltshire Museum, 41 Long Street, Devizes, SN10 1NS

**T:** 01380 800400

✉ [tourism@devizes.org.uk](mailto:tourism@devizes.org.uk)

**Highworth Visitor Information, Craft Centre and Museum**

The Old Lloyds Bank, 7 High Street, Highworth,  
SN6 7BE

**T:** 01793 764440

✉ [info@visithighworth.co.uk](mailto:info@visithighworth.co.uk)

**Malmesbury Tourist Information Centre**

Town Hall, Cross Hayes, Malmesbury, SN16 9BZ

**T:** 01666 822143

✉ [tic@malmesbury.gov.uk](mailto:tic@malmesbury.gov.uk)

**Marlborough Town Council**

5 High Street, Marlborough, SN8 1AA

**T:** 01672 512487

✉ [enquiries@marlborough-tc.gov.uk](mailto:enquiries@marlborough-tc.gov.uk)

**Melksham Tourist Information Centre**

Church Street, Melksham, SN12 6LS

**T:** 01225 707424

✉ [info@visit-melksham.com](mailto:info@visit-melksham.com)

**Salisbury Information Centre**

Fish Row, Salisbury, SP1 1EJ

**T:** 01722 342860

✉ [info@salisburycitycouncil.gov.uk](mailto:info@salisburycitycouncil.gov.uk)

**Swindon Information Centre**

Central Library, Regent Circus, Swindon, SN1 1QG

**T:** 01793 466454

✉ [infocentre@swindon.gov.uk](mailto:infocentre@swindon.gov.uk)

**Tisbury Information Centre**

c/o Tisbury Parish Council, The Reading Room,  
High Street, Tisbury, SP3 6LD

**T:** 01747 260088

✉ [tisburyipc@gmail.com](mailto:tisburyipc@gmail.com)

**Trowbridge Information Centre**

The Civic Centre, St Stephen's Place, Trowbridge,  
BA14 8AH

**T:** 01225 765072 (Option 3)

✉ [info@trowbridge.gov.uk](mailto:info@trowbridge.gov.uk)

**Vale of Pewsey**

Look out for our Tourist Information Kiosks in red phone boxes across the Vale. Information is also available from: Pewsey Heritage Centre, Wilton Windmill, Crofton Beam Engines, the Crop Circle Exhibition & Information Centre in Honeystreet, or wherever you see the blue Information sticker and on our website: [www.visitpewseyvale.co.uk](http://www.visitpewseyvale.co.uk)

Contact Pewsey Vale Tourism Partnership:

**T:** 07802 444022

✉ [info@visitpewseyvale.co.uk](mailto:info@visitpewseyvale.co.uk)

**Warminster Community Hub**

Central Car Park, Off Station Road, Warminster,  
BA12 9BT

**T:** 01985 218548

✉ [enquiries@warminstercommunityhub.co.uk](mailto:enquiries@warminstercommunityhub.co.uk)





# Places To Visit and Things To Do

All attractions featured within this publication are members of the  
**Wiltshire Association of Visitor Attractions.**

## AROUND WILTSHIRE

	Map Ref		
A'Beckett's Vineyard	D3	Swindon	B4
Abbey House Gardens	B2	Swindon & Cricklade Railway	B4
Aerosaurus Balloons	Various	Tidworth	D4
Amesbury	E4	Tisbury	F3
Amesbury History Centre (reopens summer 2020)	E4	Towpath Trail	D2
Atwell-Wilson Motor Museum	C3	Treasure Trails	Various
Avebury	C4	Trowbridge	D2
Bluestone Vineyards	E4	Trowbridge Museum (reopening August 2020)	D2
Bowood House & Gardens	C3	Vaughan's Cookery School	D3
Bradford on Avon	D2	Vintage Classics	C2
The Bridge Tea Rooms	D2	Visit Hillbrush	F2
Calne	C3	Warminster	E2
Calne Heritage Centre	C3	Westbury	D2
Canal & River Trust	D3	Wilton	F3
Castle Combe	C2	Wilton House	F3
Castle Combe Circuit	C2	Wilton Shopping Village	F3
Chippenham	C2	Wilton Windmill, near Marlborough	D5
Chippenham Museum	C2	Wiltshire Museum	D3
Cholderton Rare Breeds Farm Park	E4	Wiltshire Outdoor Learning Team	Various
Corsham	C2	Wiltshire's White Horses	Various
Cotswold Water Park	A3/B3	Wiltshire Wildlife Trust	Various
Cricklade	B3		
Crofton Beam Engines	D4		
Crop Circle Exhibition and Information Centre	D4		
Deves	D3		
The Farm Cookery School	C3		
The Field Kitchen	D2		
Great Chalfield Manor & Garden	D2		
Highworth	B4		
Iford Manor Gardens	D2		
Kennet and Avon Canal Trust, Bradford on Avon	D2		
Kennet and Avon Canal Trust, Deves	D3		
Lacock	C2		
Lacock Abbey, Village & Fox Talbot Museum	C2		
Langford Lakes, Wiltshire Wildlife Trust	E3		
Larmer Tree	F2		
Longleat	E2		
Lower Moor Farm, Wiltshire Wildlife Trust	B3		

## SALISBURY

Map Ref

Arundells	F4
Boscombe Down Aviation Collection	F4
Fisherton Mill   Gallery   Café   Studios	F4
GoSkydive	F4
Grasmere House Hotel	F4
Mompesson House	F4
Old Sarum	F4
The Rifles Berkshire & Wiltshire Museum	F4
River Bourne Community Farm	F4
Rivers Edge, Legacy Rose & Crown Hotel	F4
Salisbury	F4
Salisbury Cathedral & Magna Carta	F4
Salisbury City Guides	F4
Salisbury Escape Rooms	F4
The Salisbury Museum	F4



Ludgershall	D5
Lydiard House & Park	B4
Malmesbury	B2
Marlborough	C4
McArthurGlen Designer Outlet Swindon	B4
Melksham	C2
The Merchant's House	C4
Mere	F2
Museum of Computing	B4
Old Wardour Castle	F2
Pewsey	D4
Red Lion Freehouse	D4
REME Museum	B3
Rick Stein, Marlborough	C4
Roves Farm	B4
Royal Wootton Bassett	B3
Royal Wootton Bassett Town Hall Museum	B3
Salisbury Plain Safaris	E3
St Peter's Church, Marlborough	C4
STEAM – Museum of the Great Western Railway	B4
Stonehenge	E4
Stourhead	E1
Studley Grange Garden and Leisure Park	B4

Salisbury Racecourse	F4
Salisbury Reds	F4
St Thomas's Church	F4
The Stonehenge Tour	F4
Tinga	F4

ON THE WILTSHIRE BORDERS	Map Ref
Army Flying Museum	E5
Bombay Sapphire Distillery	D5
Chavenage House	B2
Cheddar Gorge	Off D1
Cotswold Wildlife Park	Off A4
Fashion Museum	C1
Hawk Conservancy Trust	E5
Haynes International Motor Museum	Off F1
Holburne Museum	C1
Kelmscott Manor (closed for renovations)	A4
Monkey World	Off G2
Roman Baths	C1
Royal Signals Museum	Off G2
Victoria Art Gallery	C1
Westonbirt, The National Arboretum	B2

## Disabled Access

Wiltshire's countryside, towns and villages are here for all to enjoy, including disabled visitors and those with specific access needs. For detailed information on things to do, places to stay and ways to plan your visit to Wiltshire go to [visitwiltshire.co.uk/disabledaccess](http://visitwiltshire.co.uk/disabledaccess)

## Getting Here is Easy

Whether you are travelling to the area by road, rail, air or sea, Wiltshire and the Great West Way are easily accessible – for further details go to [visitwiltshire.co.uk/plan-your-visit](http://visitwiltshire.co.uk/plan-your-visit) or [greatwestway.co.uk/plan-your-way](http://greatwestway.co.uk/plan-your-way)

### Pricing Abbreviations

<b>A:</b> Adult	<b>F:</b> Family
<b>Ch:</b> Child	<b>I:</b> Infant
<b>Conc:</b> Concession	<b>J:</b> Junior
<b>D:</b> Disabled	<b>S:</b> Senior
	<b>St:</b> Student

Details of businesses included within this guide are based on information supplied by them at the time of going to press. Whilst every effort has been made to ensure accuracy, VisitWiltshire can accept no liability for any errors or omissions.

**Editor:** Jenny Butler

**Front Cover Photo:** Stourhead

**Photography:** Anna Stowe, Chris Lock, Chris Moody, English Heritage, Gill Aspel, Great West Way, Jenny Butler, Jody Gaisford, John Newbury, Jonathan Bedbrook, Lucy Pringle, Neville Stanikk, Nick Smith, Sebastian Kraus.

This guide has been produced by VisitWiltshire. No part of the publication may be reproduced in any form without written permission from VisitWiltshire.

© VisitWiltshire 2020



Printed on paper from well-managed sources. When you have finished with this map, please recycle it or pass it on.

This guide can be made available in other formats upon request and is also available to download from our website: [visitwiltshire.co.uk/download](http://visitwiltshire.co.uk/download)



> High Street, Salisbury